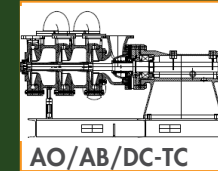
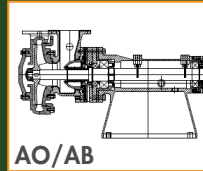
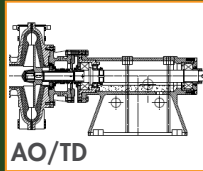



CRESTPUMPS
CHEMICAL PUMPING SOLUTIONS

PEMO SLURRY PUMP RANGE



ABRASION & CORROSION RESISTANT SLURRY PUMPS



- ∞ CAPACITY <1500 M³/Hr
- ∞ HEAD <150M
- ∞ RUBBER LINED OR HARDALLOY DESIGN
- ∞ DOUBLE ELASTOMER BELLOW MECH SEAL
- ∞ HEAVY DUTY
- ∞ REINFORCED BEARINGS
- ∞ LOW MAINTENANCE

HORIZONTAL SLURRY PUMPS


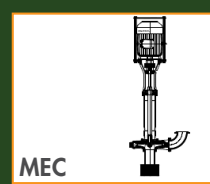
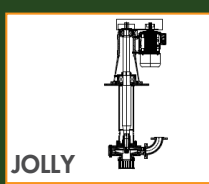
The AO/TD range of horizontal slurry pumps are heavy duty end suction pumps, whereas the AO/AB & AO/AB/DC-TC are horizontal with side suction and top discharge. However, all designed to operate in many applications where the operating conditions and the fluid properties, are very aggressive with big solid particles/ high solid concentration.

The pumps have double seals in back-to-back configuration with a clean water flush from an external source.

The pump casings and the impeller are rubber lined or Hardalloy, and with the AO/TD the bearings are reinforced increasing bearing life and minimising pump maintenance.

All ranges can be driven by a flexible coaxial joint or v-belts, with the latter coupling allowing a perfect calibration of the rotational speed of the pump.

The motor power for AO/TD is up to 160kW, and for the AO/AB or AO/AB/DC-TC is up to 250kW.



- ∞ CAPACITY <1500 M³/Hr
- ∞ HEAD <160M
- ∞ HEAVY DUTY, RUGGED DESIGN
- ∞ LOW MAINTENANCE

JOLLY SERIES

The robust Jolly series of pumps are built for strength. All shafts are supported above the baseplate by two or three bearings so that the lower part is suspended and works without other bearings or supports. All submersed parts, besides the internal parts of the casings and the impeller, are rubber lined or Hardalloy.

The Jolly range can be driven by a flexible coaxial joint or V-belts, with the latter coupling allowing a perfect calibration of the rotational speed of the pump. This range are designed for fixed installation or suitable for barges. They have a heavy mounting plate with bolt holes, and eyebolts for lifting. The length of the pump under base can reach 6m max.

MEC SERIES

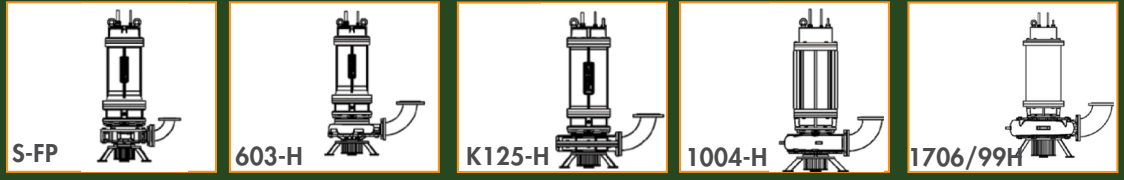
The MEC range are similar to the Jolly range however they are not mounted on cantilever brackets, since they have at their top a strong metallic structure with one lifting eyebolt, through which a metallic rope, chain or any other suspension device keeps them in a vertical position inside tanks or wells.

They only have one flexible coaxial joint between the electric motor and the shaft, and they are manufactured with three standards heights of suctions; 1m, 1.5m & 2m.

AUS SERIES

Similar in design to the Jolly, the main feature of the AUS range is the run dry capability of the special impeller and casing assembly. This makes these pumps suitable for intermittent flow. The pump can run dry without damage and reprime itself when the liquid level returns to normal.

Part of the
SUBMERSIBLE SLURRY
Pump Range



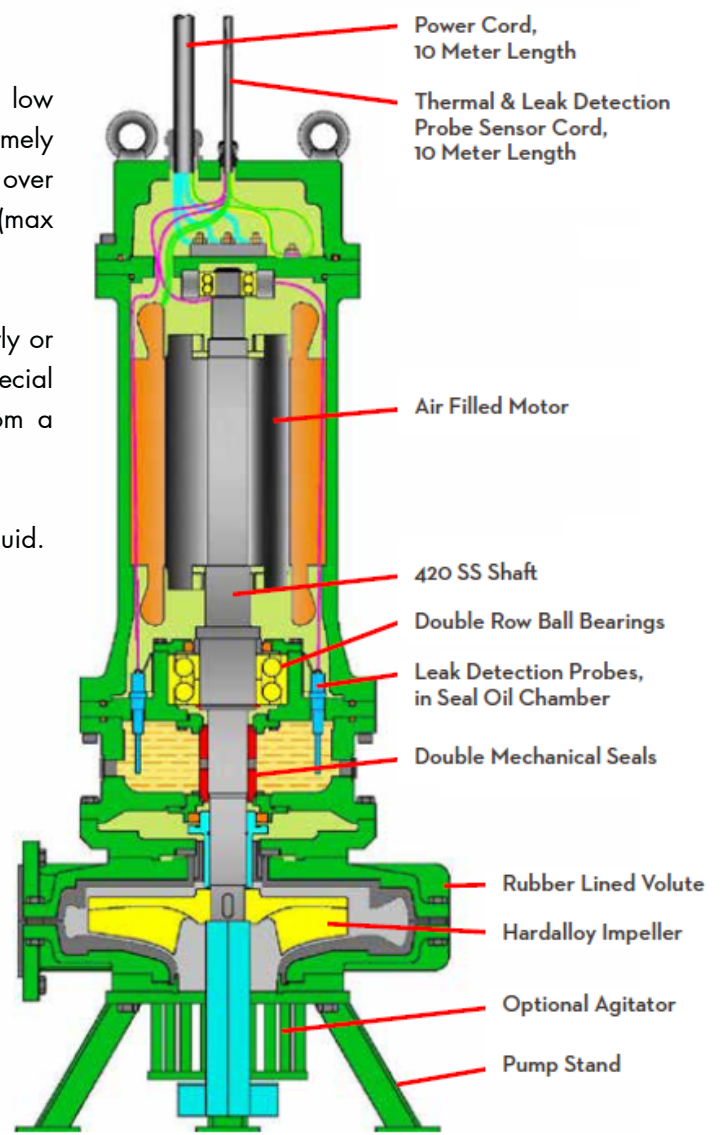
- ∞ CAPACITY <700 M³/Hr
- ∞ HEAD <50M
- ∞ MOTOR THERMAL PROBES
- ∞ SEAL LEAK DETECTION PROBES
- ∞ DOUBLE MECHANICAL SEALS
- ∞ ABRASION RESISTANT COATED VOLUTES & IMPELLERS

RUBBER LINED SUBMERSIBLE PUMPS

The Pemo submersible pumps are designed for long life and low maintenance. The wetted parts of the pumps are made of an extremely hard iron alloy called 'Hardalloy', which has a hardness rating of over 800 HB. Designed for rugged applications ranging up to 7% solids (max 20mm)

Ideal for use in deep wells where a vertical pump would be too costly or impossible to install. Can be installed without masonry or special structures, they can be set on the bottom of the well or hung from a suspension device.

A float switch controls the pump, keeping it constantly covered with fluid.



North

Crest Pumps Ltd
8 Normanton Park
Ripley Drive
Normanton
West Yorkshire
WF6 1QT

South

Crest Pumps Ltd
7 Queensway
Stem Lane Ind Est
New Milton
Hampshire
BH25 5NN

Telephone

Call +44 01425 627700

Email

info@crestpumps.co.uk

I would like to say that I had a very good experience working with Crest Pumps, they are a good supplier, they respect delivery dates and also price wise are reasonable. I will use them again in the future! The pumps have been delivered but are not in operation yet, however, I am sure there will be no issues.

Mihai Petrescu
Procurement Manager
CECO Enviromental Netherlands



As an electrical engineer, I have worked with Crest Pumps over the last few years, with regards to their products, I found them to be robust, well-made, and quick to supply. The previous pump supplier to my customer were lasting only one third of the time that we have been running the new pumps from Crest. Therefore, i'm extremely pleased with the products and their longevity. In terms of support, they have been extremely proactive and helpful. I feel that Crest Pumps provide a good quality product that is backed up with excellent service and support.

Chris Ward
DC Electrical



I recently purchased a pump from Crest Pumps and I have to say, I am thoroughly impressed with the product and the service provided. The pump works flawlessly and has exceeded my expectations. The team at Crest Pumps were incredibly helpful in helping me choose the right pump for my needs and their customer service is top-notch. I appreciated their attention to detail and willingness to answer all of my questions. I would highly recommend Crest Pumps to anyone in need of a reliable pump and excellent customer service.

Mark Dezmeri
CSC Manufacturing Ltd



I've worked in the pump industry for over 25 years and it is no surprise that Crest Pump's name is synonymous with not just an excellent product but with customer service also. Their prompt and knowledgeable attention to enquiries coupled with great product availability ensure my clients receive the right pump at the right time.

Mark Morris
Pump Action

