


AM PUMP RANGE

END SUCTION, HORIZONTAL, **MAGNETIC DRIVE**, CENTRIFUGAL PUMPS



- ∞ CAPACITY <150 L/MIN
- ∞ HEAD <11 Metres
- ∞ MINIMAL MAINTENANCE
- ∞ POLYPROPYLENE / ETFE BUILD
- ∞ TOTAL CORROSION RESISTANCE
- ∞ EX-STOCK AVAILABILITY
- ∞ OVER 70% OPERATING EFFICIENCY

Part of the
MAGNETIC DRIVE
Pump Range



∞ AM OVERVIEW

Magnetically driven pumps are the industry standard when processing harsh and highly corrosive applications. The centrifugal force is driven by two rotating magnets rather than being directly coupled to a motor. This eliminates the need for a mechanical seal and therefore making magnetic drive pumps sealless and leak proof.

∞ YOUR PROCESS COVERED

To minimise any disruption to your process, both polypropylene and ETFE constructed pumps are available ex-stock. With specialised material, including ceramic and silicon carbide, we can guarantee a chemical resistant pump for any of your corrosive applications. For further peace of mind, we offer 2 years warranty as standard with all magnetic drive pumps. We even offer a 5 year extended warranty as an optional extra as an assurance that Crest have got your process covered.

∞ MINIMAL MAINTENANCE

Downtime is reduced and production increased thanks to the compact design that requires very little maintenance over its lifetime. Servicing and maintenance is handled quickly thanks to the minimal parts used in the design build. All parts and complete pumps are available ex-stock.

∞ HIGH EFFICIENCY DESIGN

The geometry of the impeller and casing are generated through hydraulic design programmes. Whilst taking into account the fluid dynamics, hydraulic loss is minimised and pump efficiency maximised. Our pumps are trusted by global chemical companies across the globe, including GlaxoSmithKline, ConocoPhillips and Smurfit Kappa.

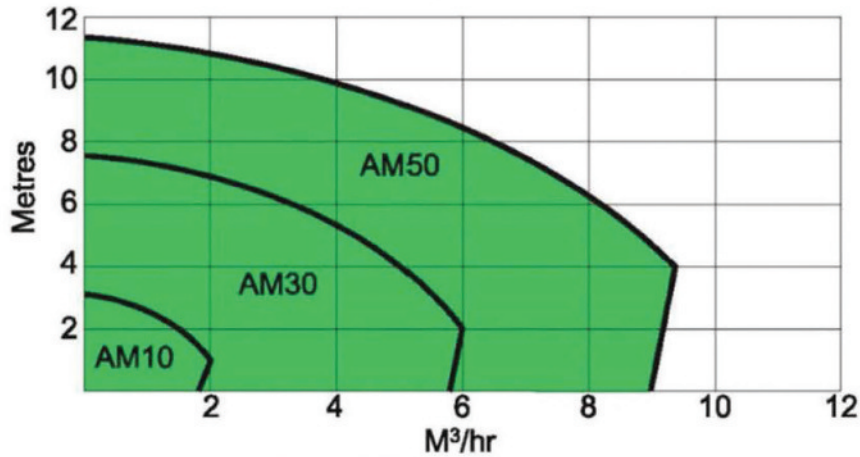


AM PUMP RANGE

END SUCTION, HORIZONTAL, **MAGNETIC DRIVE**, CENTRIFUGAL PUMPS

RANGE CURVES

Pump curves for the magnetic drive AM10, AM30, AM50.



TECHNICAL SPECIFICATION

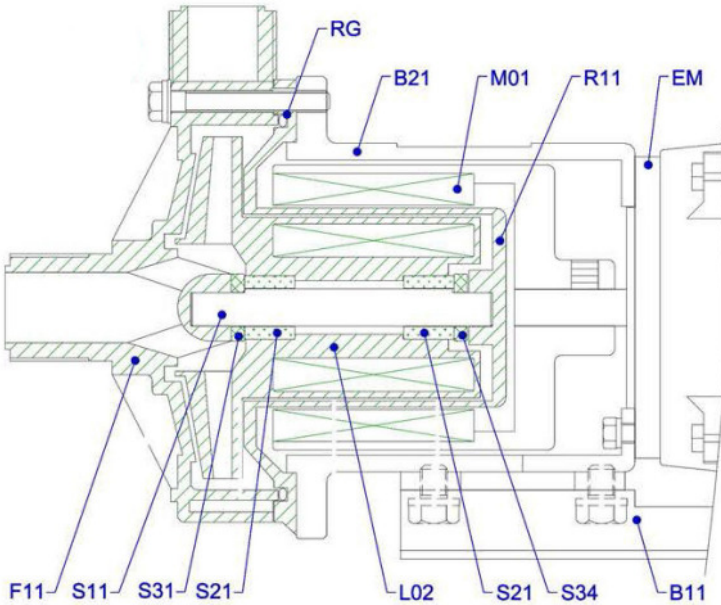
MODEL	SUCTION (inch)	DIS-CHARGE (inch)	SPEED (rpm)	RATED CAPACITY (L/min)	RATED HEAD (m)	MAX CAPACITY (L/min)	MAX HEAD (m)	MOTOR OUTPUT (kW)	BEST EFF. (%)
AM10	0.5	0.5	2900	20	2	30	3	0.12	60
AM30	1	1	2900	60	5	85	7.5	0.18	65
AM50	1	1	2900	100	8	125	10	0.25	70



AM PUMP RANGE

END SUCTION, HORIZONTAL, **MAGNETIC DRIVE**, CENTRIFUGAL PUMPS

∞ MATERIAL CONSTRUCTION



∞ NOTES

1. For specific individual sectional drawings and material constructions, please contact us at info@crestpumps.co.uk or telephone +44 (0)1425 627700.
2. Flange, threaded and union connection designs differ slightly. Please contact us for more detail.
3. Special materials for O-rings are available for critical applications. Talk through your process with one of our engineers and they will help provide you with the most suitable construction for your application.

MATERIAL CODE	PART	CE	CV	RE	RV	SE	SV	QUANTITY
B11	Base	SUS304						1
B21	Bracket	FC						1
EM	Motor	Aluminium Alloy						1
F11	Pump casing	PP+GF / PVDF						1
L02	Impeller	PP+GF / PVDF						1
M01	Outer magnet	Ba-FERRITE						1
R11	Rear casing	PP+GF / PVDF						1
RG	O-ring	EPDM	VITON	EPDM	VITON	EPDM	VITON	1
S11	Shaft	995 CERAMIC						1
S21	Slide bearing	CARBON		PTFE with filler		SSiC		1
S31	Front thrust ring	995 CERAMIC						1
S34	Rear thrust ring	995 CERAMIC						1

AM PUMP RANGE

END SUCTION, HORIZONTAL, **MAGNETIC DRIVE**, CENTRIFUGAL PUMPS

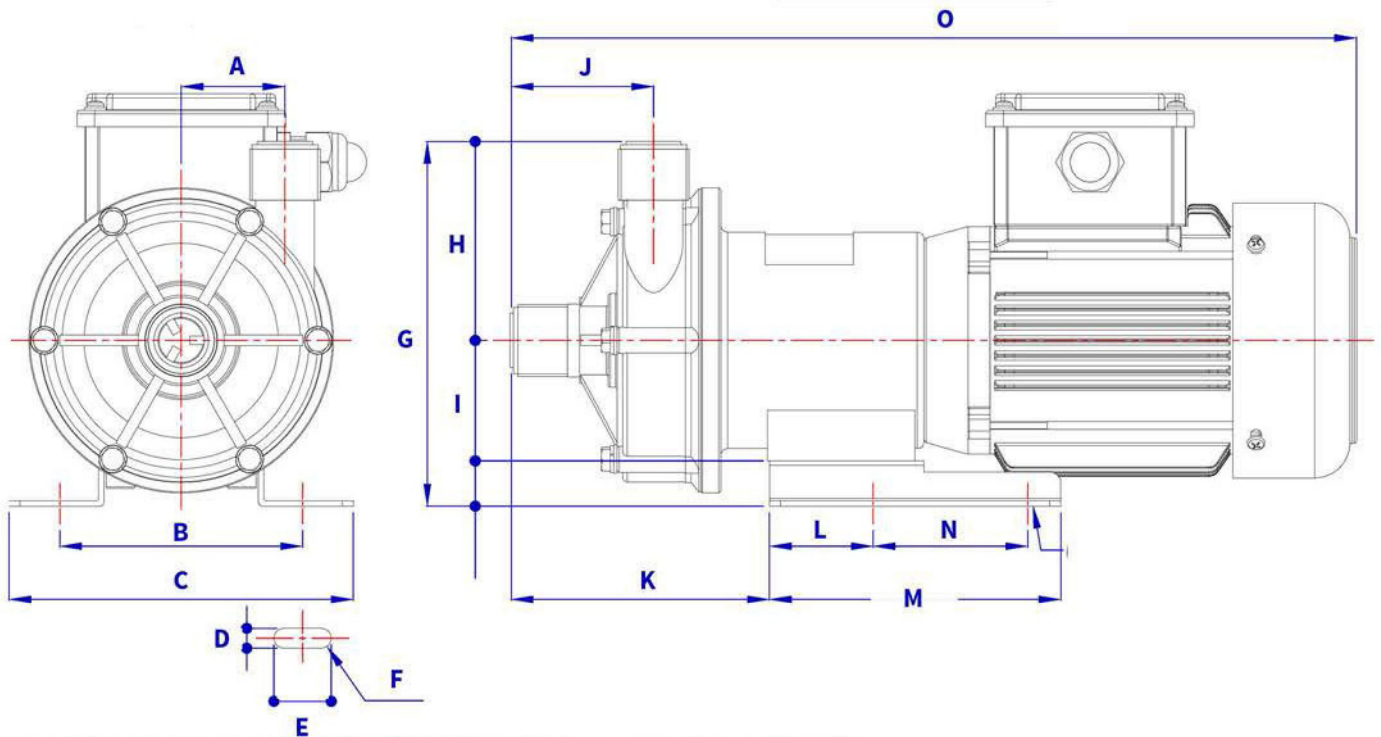
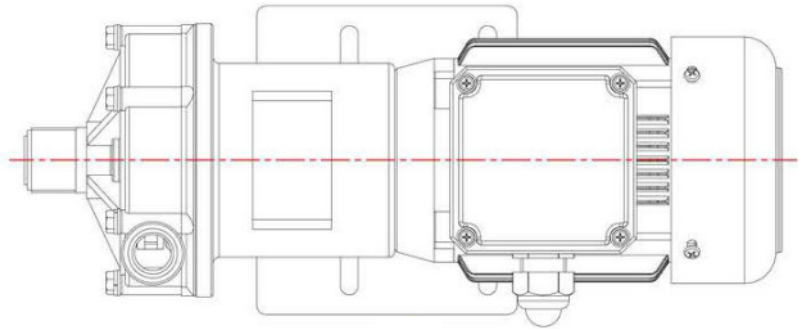
∞ RANGE DIMENSIONS

For specific 3D CAD drawings or specific pump dimensions, please contact us at info@crestpumps.co.uk or telephone +44 (0)1425 627700.

NOTE:

1. The total length and weight of the pump will differ depending on the brand of the motor.
2. All dimensions are in mm.
3. Assembly tolerances are +/- 3mm.

Model shown is standard spec. for specific model drawings, please contact us at info@crestpumps.co.uk or telephone +44 (0)1425 627700.



PLEASE ALLOW FOR MANUFACTURING TOLERANCES OF UP TO +/- 3MM

MODEL	A	B	C	D	E	F	G	H	I	J	K	L	M	N	O
AM10	30	100	121	-	-	-	130	67	63	-	136	-	100	-	293
AM30 F	43	110	130	7	10	3.5	162	94	51.5	54	92	72	122	40	338
AM30 T	43	110	130	7	10	3.5	157	89	51.5	49.5	87	72	122	40	333
AM50 F	47	110	156	6	26	4.5	169	94	54.5	69.5	122	70	132	47	388
AM50 T	47	110	156	6	26	4.5	165	90	54.5	64.5	117	70	132	47	333

AM PUMP RANGE



END SUCTION, HORIZONTAL, **MAGNETIC DRIVE**, CENTRIFUGAL PUMPS


∞ CASE STUDY - SAHARA FOREST PROJECT

“Sahara Forest Project facilities utilise a saltwater infrastructure through three core technological components: saltwater-cooled greenhouses, solar power installations and practices and technologies for revegetation of desert areas.”



In the Sahara desert where there is precious little drinking water and even less crops and sustainable life, the Sahara Forest Project is working to change all of this. From desalinated seawater and concentrated solar power, they are able to produce drinking water and grow crops in previously uninhabited desert land. And whilst doing all of this, they are taking carbon dioxide out of the atmosphere to make the world a better place for us all.

Crest Pumps are incredibly proud to be involved with such a worthwhile project and have supplied a number of AM and AMX pumps for seawater at both plants in Qatar and Jordan.



∞ CREST MAGNETIC DRIVE PUMPS - UTILISED BY



∞ APPLICATIONS



CHEMICAL

Chemical applications include chemical transfer, dosing, re-circulation, filtration, fume scrubbing and tanker off-loading.



PETROCHEMICAL

Previous petrochemical installations include high temperature, high pressure, highly viscous applications as well as chemical injection, re-circulation, off-loading and solid handling.



WATER TREATMENT

Providing reliable process pumps to the UK's largest wastewater treatment providers, for chemical transfer, desalination, reverse osmosis, water treatment and tanker unloading.



PHARMACEUTICAL

Pharmaceutical companies have relied on Crest Pumps to provide pumps for ATEX requirements, chemical injection, CIP pumping, solid handling, high viscous medias and highly toxic applications.



BIOFUELS

Fully ATEX certified process pumps for transfer of liquids in explosive atmospheres, solids handling, tanker unloading, recirculation and transfer.



ENERGY GENERATION

Pumps supplied for various energy generation applications, including wind turbine, solar, and Vanadium redox flow batteries.



MARINE

Centrifugal pumps supplied for various below deck applications including ballast water treatment, electrolysis, desalination and sea water cooling systems.